

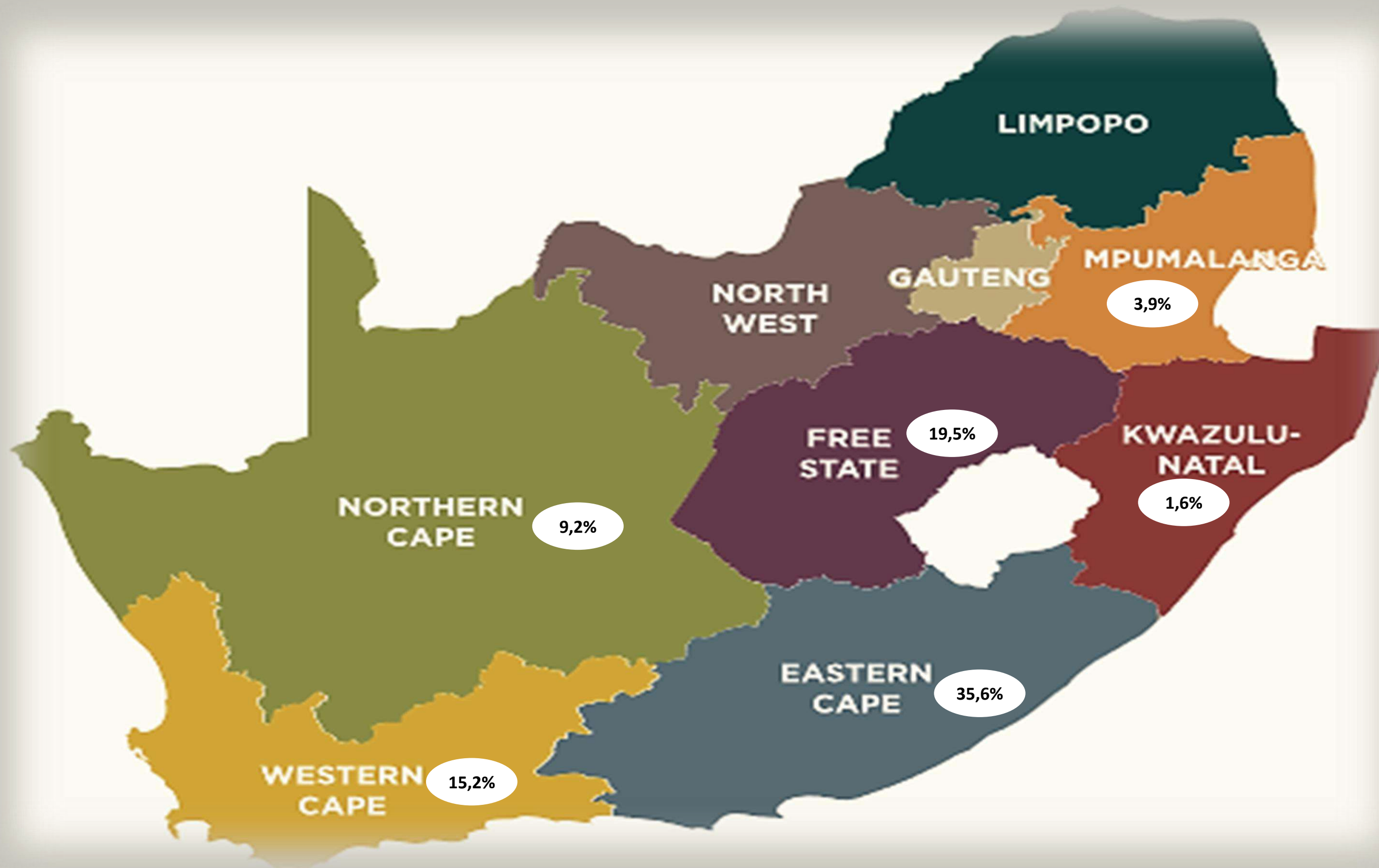
*Sustainable
standards* for the
communal sector &
*transformation
tracking*





PRODUCTION & EXPORTS

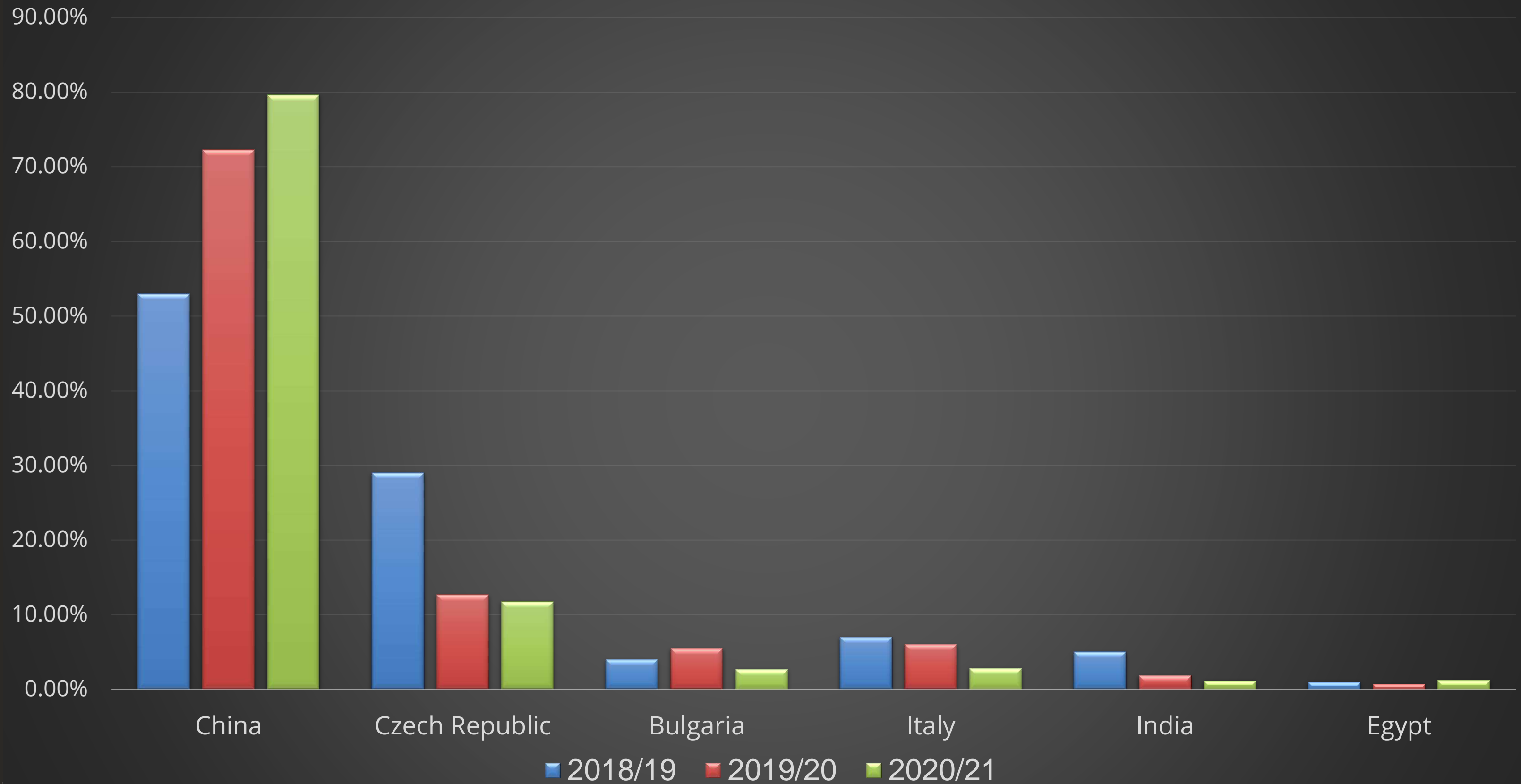
SA WOLPRODUKSIE 44 Mil kg (2020/21)



TRANSKEI & CISKEI TYPES OF WOOL (LOT RANGES)**2004/05 - 2020/21 SEASONS**

SEASON	VALUE	MASS	LOTS	BALES	AVERAGE PRICE
2004/2005	18 111 729,23	2 042 729,10	2 538	13 808	R8,87
2005/2006	14 744 245,76	2 205 169,90	2 389	14 548	R6,69
2006/2007	34 481 396,42	2 419 663,20	3 103	16 605	R14,25
2007/2008	45 340 347,21	2 633 796,10	3 788	17 956	R17,21
2008/2009	31 157 914,25	2 494 214,00	3 822	17 363	R12,49
2009/2010	60 432 983,71	2 776 867,80	4 343	19 353	R21,76
2010/2011	71 749 104,17	3 027 276,30	5 085	21 237	R23,70
2011/2012	88 442 521,03	2 782 370,70	4 660	19 755	R31,79
2012/2013	108 248 805,28	2 842 409,10	4 686	20 187	R38,08
2013/2014	137 919 367,70	3 806 993,50	6 368	26 740	R36,23
2014/2015	130 849 387,92	3 582 122,60	6 363	25 252	R36,53
2015/2016	233 618 024,81	4 462 089,10	7 832	31 689	R52,36
2016/2017	299 882 007,84	5 812 641,30	9 138	39 964	R51,59
2017/2018	383 607 431,04	5 422 122,30	9 569	38 617	R70,75
2018/2019	336 979 827,63	4 737 000,00	9 021	33 510	R71,14
2019/2020	289 475 740,22	5 876 741,30	9 121	39 132	R49,26
2020/2021	260 451 284,03	5 455 470,80	9 421	36 233	R47,74

WOL UITVOERE – 2020/21



0





NEW STRUCTURE


WOOL EMPOWERMENT TRUST

Board of Trustees:

- 1 Trustee appointed by Cape Wools SA (CWSA)
- 1 Trustee appointed by the Wool Trust
- 1 Trustee appointed by the National Wool Growers Association (NWGA)
- 1 Trustee representing communal farmers ex CWSA Board
- 1 Trustee appointed by the Wool Trust representing the interests of Communal Wool Growers
- 1 Trustee appointed by DALRRD
- 1 Trustee appointed by the National Agricultural Marketing Council (NAMC)



TRANSFORMATION TRACKING & SCWS_c



2. OUTCOMES

The main module of the application is outlined below:

2.1. Backoffice


- 2.1.1. Create and maintain users.
- 2.1.2. Create and Maintain Employers and Mentors.
- 2.1.3. Create and maintain service areas/groups.
- 2.1.4. Create and maintain equipment lists.
- 2.1.5. Create and maintain list of training modules.
- 2.1.6. Create field survey.
- 2.1.7. Generate shed profiles.
- 2.1.8. Generate equipment analysis.
- 2.1.9. Generate acquisition report.
- 2.1.10. Generate asset register report.
- 2.1.11. Generate training requirement report.
- 2.1.12. Generate survey report for shed in .pdf.

2.2. Survey

- 2.2.1. Download survey on mobile device.
- 2.2.2. Complete survey on a mobile device.
- 2.2.3. Complete survey on paper and capture manually on web-based system.

2.3. Survey Results

- 2.3.1. Browse survey results.
- 2.3.2. Order survey result views in:
 - 2.3.2.1. Equipment in Shed.
 - 2.3.2.2. Equipment Requested.
 - 2.3.2.3. Cost of Equipment.
 - 2.3.2.4. Completed Training Modules.
 - 2.3.2.5. Requested Training Modules.
 - 2.3.2.6. Rams Received.
 - 2.3.2.7. Ewes Received.



2.4. Equipment Analysis

2.4.1. Query survey results on:

- 2.4.1.1. Bale groups.
- 2.4.1.2. Area.
- 2.4.1.3. Shed Name.
- 2.4.1.4. Consecutive Active Years.
- 2.4.1.5. Equipment Categories.

2.4.2. Query results:

- 2.4.2.1. Display requirement picking list per shed.
- 2.4.2.2. Generate report for budget purposes.
- 2.4.2.3. Create purchase order.
- 2.4.2.4. Capture proof of delivery.


2.4.3. Create asset register per shed.

2.5. Training

- 2.5.1. Create training requirement list.
- 2.5.2. Attendance register (Scanning of ID card or paper based where ID is not available).
- 2.5.3. Log completed training modules against attendees and sheds.
- 2.5.4. Course scheduler and planner.

2.6. Shed View/Analysis

- 2.6.1. Clip profile per shed per season.
- 2.6.2. Averages per catalogue per shed.
- 2.6.3. Catalogue results per shed.
- 2.6.4. Trend graphs for key factors in clip profile.
 - 2.6.4.1. Mass.
 - 2.6.4.2. Realisation.
 - 2.6.4.3. Average price.
 - 2.6.4.4. Average micron.
 - 2.6.4.5. Average yield.
 - 2.6.4.6. Average style.
 - 2.6.4.7. Average vm.
 - 2.6.4.8. Average strength.
 - 2.6.4.9. Average bale weight.
 - 2.6.4.10. Number of sheds.



2.7. Producer Profile

- 2.7.1. Registration of producers.
- 2.7.2. Producer details.
- 2.7.3. Training Attendance.
- 2.7.4. Shed membership.
- 2.7.5. Movement tracking between sheds.

2.8. Study Group Results

- 2.8.1. Capture results per shed, as required.
- 2.8.2. Display results.

2.9. Sustainable Cape Wools Standard

- 2.9.1. Create questionnaire on existing electronic platform.
- 2.9.2. Schedule audits.
- 2.9.3. Complete audits.
- 2.9.4. Create analysis of most common non-conformances per shed.
- 2.9.5. Create a training requirements report based on analysis.

2.10. Clip Classing Report

- 2.10.1. Integrate clip classing report for each shed.


2.11. Clip Fault Report


- 2.11.1. Integrate clip fault report for each shed.



2.12. Database Design

2.12.1. Design database.







EQUIPMENT LIST MANAGEMENT

Transformation Tracking 






 Paul Buys
Administrator

 Dashboards 

MODULES

-  Surveys 
-  Training 
-  Reports 

ADMINISTRATION

-  Users & Roles 
-  Data Management 
- Service Areas
- Service Groups
- **Equipment List** 
- Training

 Search for anything


























Home / Administration / Data Management / Equipment


Tuesday, May 24, 2022

Equipment List


View and manage Equipment and Categories


Equipment *Management* Equipment Categories + New Item 



Requirements 	Qty 	Estimated Cost 	Code 	Status 	Manage 
Dipping Tank					
Concrete Dip Tank	1	R 0,00	DT1	<input checked="" type="checkbox"/>	 
Fibreglass Tank	1	R 0,00	DT2	<input checked="" type="checkbox"/>	 
Other Dip Tank	1	R 0,00	DT3	<input checked="" type="checkbox"/>	 
Dip Area access controlled with fencing and gates that can be closed/locked when area is not in use. Safety factor for people and animals.	1	R 0,00	DT5	<input checked="" type="checkbox"/>	 
Seperate fenced sheep collectiong area.	1	R 0,00	DT6	<input checked="" type="checkbox"/>	 
Concreted, fenced passage leading to dip.	1	R 0,00	DT7	<input checked="" type="checkbox"/>	 
Concreted, fenced passage leading tfrom dip.	1	R 0,00	DT8	<input checked="" type="checkbox"/>	 
Fenced holding area connected to above passge.	1	R 0,00	DT9	<input checked="" type="checkbox"/>	 









EQUIPMENT CATEGORIES

Transformation Tracking 





 Paul Buys
Administrator

 Dashboards 

MODULES

-  Surveys 
-  Training 
-  Reports 

ADMINISTRATION

-  Users & Roles 
-  Data Management 

• Service Areas

 Search for anything





[Home](#) / [Administration](#) / [Data Management](#) / [Equipment List](#) / Equipment Cate...


Tuesday, May 24, 2022

Equipment Category Management



















View and manage Equipment Categories

Equipment Category *Management*

 New Category 

 Search


Show 10  entries


Category 	Date Created 	Date Updated 	Status 	Items 	Manage 
GENETICS	2022-03-26 01:28:36 PM		 Enabled	4	 
SHEARING EQUIPMENT	2022-01-11 10:09:28 PM		 Enabled	11	 
DIPPING TANK	2022-01-11 10:08:53 PM		 Enabled	12	 
SHEARING SHED STRUCTURE	2022-01-11 10:06:45 PM	2022-01-19 09:21:58 AM	 Enabled	8	 
Category	Date Created	Date Updated	Status	Linked	Manage



Showing 1 to 4 of 4 entries





TRAINING MANAGEMENT



Transformation Tracking 



 Paul Buys
Administrator

 Dashboards 



MODULES



 Surveys 


 Training 

 Reports 

ADMINISTRATION

 Users & Roles 

 Data Management 

 Service Areas

 Search for anything



[Home](#) / [Administration](#) / [Data Management](#) / [Training](#)

Tuesday, May 24, 2022

Training Management

View and manage Training Courses













Training Course *Management*

 Training Modules

 New Course 

 Search


Show 10  entries


Course 	Date Created 	Date Updated 	Status 	Linked 	Manage 
SHEARING SHED MANAGEMENT	2022-01-20 09:47:09 AM	2022-01-20 10:42:37 AM	 Enabled	5	 
FARM PRACTISE MANAGEMENT	2022-01-20 02:25:16 PM	2022-01-20 02:25:22 PM	 Enabled	1	 
Course	Date Created	Date Updated	Status	Linked	Manage



Showing 1 to 2 of 2 entries

 1 



TRAINING MODULE MANAGEMENT



Transformation Tracking 



 Paul Buys
Administrator

 Dashboards 



MODULES



 Surveys 


 Training 

 Reports 

ADMINISTRATION

 Users & Roles 

 Data Management 

- Service Areas
- Service Groups
- Equipment List
- Training 

 Search for anything



[Home](#) / [Administration](#) / [Data Management](#) / [Training](#) / Training Modules

Tuesday, May 24, 2022

Training Module Management
































View and manage Training Modules

Training Module *Management*

 New Training Module 

 Search

Show 10  entries

Module 	Duration 	Date Created 	Date Updated 	Status 	Linked 	Manage 
FPM1	1 day 2 hours	2022-01-20 01:51:34 PM	2022-01-20 02:23:25 PM	 Enabled		 
SSM1	4 hours	2022-01-20 09:51:24 AM	2022-01-20 01:21:32 PM	 Enabled		 
SSM2	1 day	2022-01-20 09:51:43 AM	2022-01-20 01:21:34 PM	 Enabled		 
SSM3	6 hours	2022-01-20 01:50:09 PM	2022-01-20 02:23:28 PM	 Enabled		 
SSM4	3 hours	2022-01-20 01:50:29 PM	2022-01-20 02:23:30 PM	 Enabled		 
SSM5	2 days 2 hours	2022-01-20 01:50:52 PM	2022-01-20 02:23:33 PM	 Enabled		 
Module	Duration	Date Created	Date Updated	Status	Linked	Manage

Showing 1 to 6 of 6 entries

 1 





- **Assessment divided into 8 categories**
- **Various sessions held with Production Advisors**
- **Pilot assessments conducted with the sheds**
- **Version 6 of the assessment**
- **60 assessments now ready to be conducted**
- **Well received by the shearing sheds**

		Significance Level		
		C = Critical M = Major S = Standard	PHOTO	Assessor's Comments
Category 1	General			
Category 2	Animal Handling.			
Category 3	Animal Welfare / Husbandry			
Category 4.	Biosecurity and Health			
Category 5	Shearing.			
Category 6	Environment			
Category 7	Social			
Category 8	Assessment and Management			



TRACEABILITY & THE FUTURE

Supply chain transparency

Supply chain transparency, in essence, means that a business knows exactly what is happening at every stage of its supply chain, and communicates clearly stated, factually backed information about its supply chain operations internally and externally.



WHY BLOCKCHAIN

Prosecutable Traceability

All stakeholders are committing claims to an immutable ledger. Bad actors are permanently recorded. When legislation catches up, liability will become prosecutable. This enhances trust for the collective integrity of the chain

Open API and Blockchain Platform Interoperability

Whichever underlying system exists, whether SAP, Syspro, Dynamics, Oracle, Excel or even other Blockchain platforms, our platform is designed to interoperate. We believe VERY strongly in growing the global blockchain footprint and transforming the way industries trust each other

Smart Contracts

As blockchain / DLT settles into mainstream digital solutions, smart contract automation will bring a multitude of opportunities for improved automation, disintermediation, inclusion etc. By starting the journey now, these opportunities will be available / accessible when the rest are still trying to catch up, giving the wool industry a competitive advantage.

Brand Trust

Wool is up-market, high quality. Consumer perception of supply chain ethics directly correlate with demand



Wool Life Cycle Assessment (LCA)





Thank you / Enkosi / Dankie

www.capewools.co.za
deon@capewools.co.za