



**SUCCESS OF TRAINING AND DEVELOPMENT  
IN COMMUNAL FARMING AREAS**

Andile Ndzendze

NWGA Chairman EC Communal Wool Sheep Producers



## Background



- 1 228 communal shearing communities
- > 24 000 communal wool producers mainly in Eastern Cape
- > 140 000 family members
- > 4 million sheep EC communal areas
- > 6 million kg of wool
- 13% of SA clip



# Infrastructure

- NWGA constructed 18 sheds for DRDLR 2015/2016 plus
- ± 100 km of fencing
- Two sheds under construction funded by Intsika Yethu Municipality





# Training and Mentorship



- 54 Info days
- 314 Study group meetings
- 307 Forums and lectures
- 27 Short courses
- 2 214 Farmer Association meetings



# Shearer Training



- New recruits blade: 249
- Intermediate & advanced Blade: 26
- 3 Communal shearers qualified for SA Champs
- Bongolwethu Mgedezi in semi-final of SA championship



SA shearer training good enough to produce world champions!!



# Marketing Support

- Broker field services involved
- Clip preparation for commercial market
- Interpretation of account sales/clip advice





# Genetic Improvement



- 2973 rams introduced 2015/2016 ; 308 communities benefitted
- Total >40 000 distributed since 2002
- Department of Rural Development and Land Reform an important partner
- Application for extension beyond 2017 submitted





# Genetic Improvement



- NWGA provide training and mentorship support with commercial breeders
- Ram club established: 22 communal rams selected

- Three commercial black breeders established
- 10 Rams selected for introduction into communal flocks (GIP)







# Impact: Wool marketed through the commercial market (auction) and income of communal wool producers in the EC

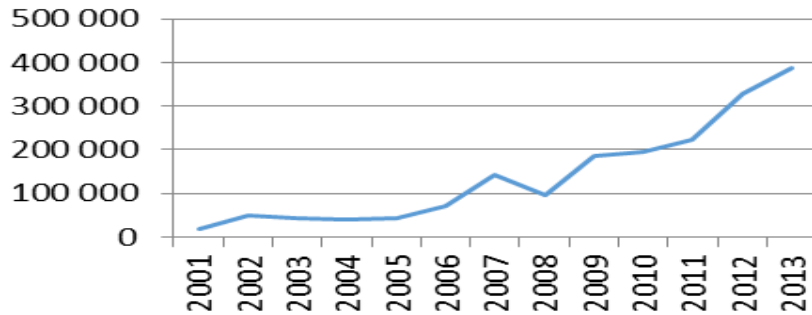


Season	Kilogram	Value (R)	Nat. Price (c/kg)	Comm. Price (c/kg)
97/98	222 610	1 502 908	1 225	675
99/00	336 700	1 965 557	1 102	584
01/02	535 911	6 927 640	2 277	1 293
03/04	2 029 556	17 768 955	2 109	876
06/07	2 345 991	30 791 496	2 594	1 313
08/09	2 666 933	43 149 706	2 548	1 618
09/10	2 807 161	64 676 989	3 222	2 304
11/12	3 555 077	113 015 898	5 236	3 179
12/13	3 461 937	131 842 578	5 537	3 803
13/14	3 806 993	137 919 368	6 016	3 623
14/15	3 582 123	130 849 388	6 863	3 652

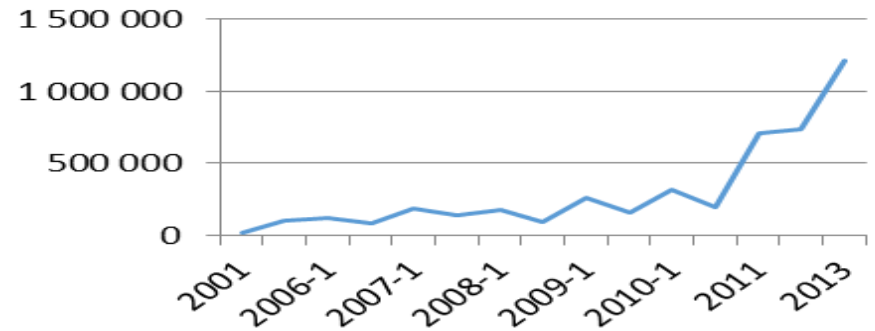


# NWGA support impact

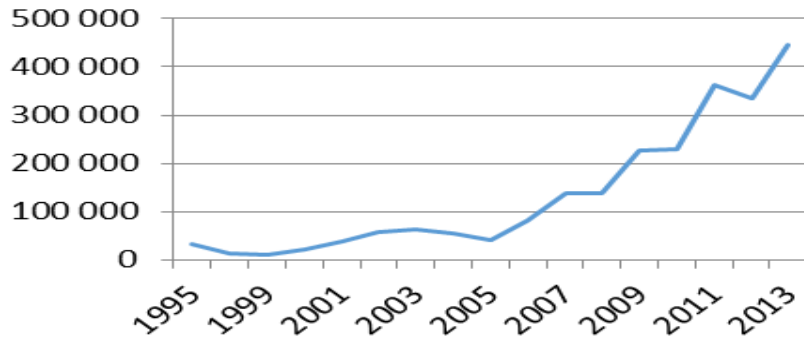
**Xholingada  
Total Income (R)**



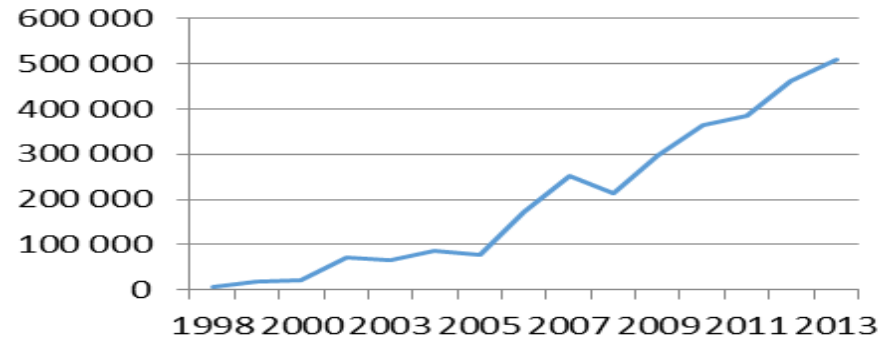
**Masizakhe  
Total Income (R)**



**Castle Rock  
Total Income (R)**



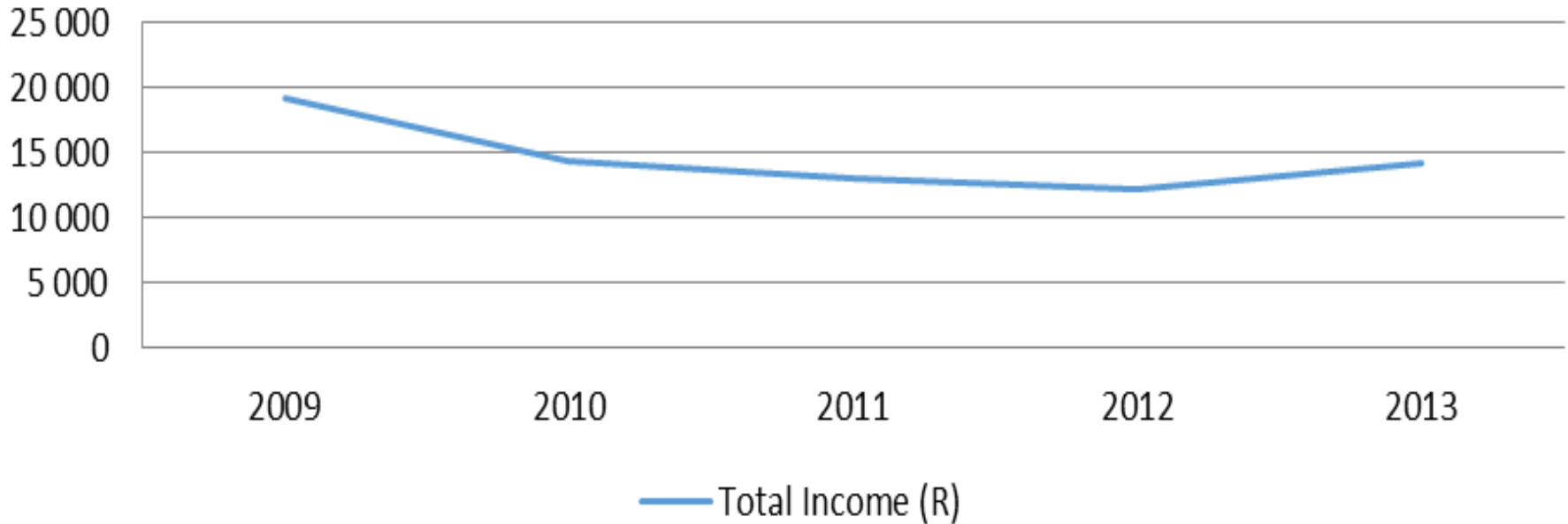
**Winterbergen  
Total Income (R)**





# NWGA support impact

## Phantsi Kwentaba Total Income (R)





# Social Impacts

- Social indicators (2004 to 2015):
  - Children going to bed hungry (41% to 24%)
  - Households savings accounts (49% to 84%)
  - Borrow money school fees: (77% to 48%)
- Job creation: increase in number of communal producers in formal market



## Socio-economic impact (Tapson 2015)

- “The experience in farmer support programmes is generally that the benefits do not persist and both the participants and the sponsoring institution lose interest. It is a common experience to visit the site of a support project after several years have elapsed, to find that there is no surviving sign of the project and that the participants have largely forgotten what it was about. **The strongest indicator of the value of the NWGA programme is that it has persisted now over a long period and has expanded rapidly, while not losing focus and impact.** This is probably the most important indirect finding of the survey”.



# Govt/NWGA Relationship



## What is required?

- Medium to long term development partnership with Government on:
- Government funding support needed?
- Jobs Fund: Advised to be funded by Agriculture and Rural Development!
- New proposal submitted to DRDLR; supported by EC Steering committee: GIP.



# Thank you!!



- NWGA contact details:



Tel. 041 365 5030

Fax. 041 365 5035

[nwga@nwga.co.za](mailto:nwga@nwga.co.za)

P.O. Box 34291

41a Pickering Street

Newton Park

Port Elizabeth

6055

[www.nwga.co.za](http://www.nwga.co.za)

